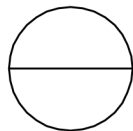


ADDASET RESIN BOUND PAVING DEPTH REQUIREMENTS

3MM MIX REQUIRES A MINIMUM DEPTH OF 3/4 INCH
6MM MIX REQUIRES A MINIMUM DEPTH OF 3/4 INCH
10MM MIX REQUIRES A MINIMUM DEPTH OF 1 INCH

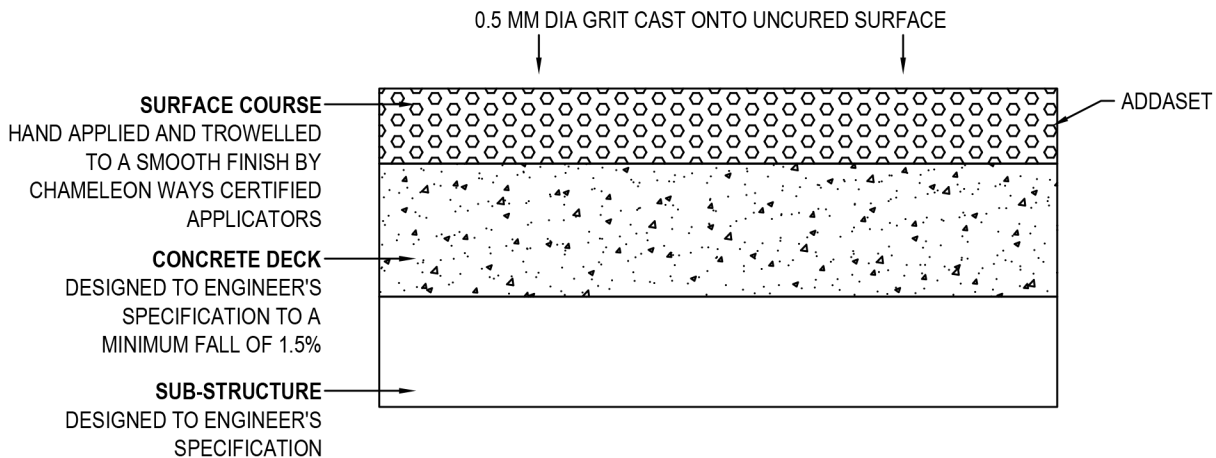
NOTES:

1. A SUITABLE STEEL, WOOD, BRICK, STONE OR ALUMINUM EDGING SHOULD BE PROVIDED TO ENSURE A NEAT EDGE DETAIL.
2. ANY ADVICE, RECOMMENDATION OR INFORMATION GIVEN BY CHAMELEON WAYS, INC IS BASED ON PRACTICAL EXPERIENCE AND IS BELIEVED TO BE ACCURATE AT THE TIME OF PUBLICATION, NO LIABILITY OR RESPONSIBILITY OF ANY KIND (INCLUDING LIABILITY FOR NEGLIGENCE) IS ACCEPTED IN THIS RESPECT BY THE COMPANY, ITS EMPLOYEES, OR APPLICATORS.
3. IT IS RECOMMENDED THAT A CERTIFIED PROFESSIONAL ENGINEER DESIGN AND DEVELOP THE PROPER BASE STRUCTURE REQUIREMENTS TO SUPPORT THE EXPECTED LOADS AND TAKING INTO ACCOUNT THE CLIMATE AND SITE SPECIFIC CONDITIONS WHICH MAY EXIST.
4. INSTALLATION TO BE COMPLETED IN ACCORDANCE WITH MANUFACTURER'S SPECIFICATIONS.
5. DO NOT SCALE DRAWING.
6. THIS DRAWING IS INTENDED FOR USE BY ARCHITECTS, ENGINEERS, CONTRACTORS, CONSULTANTS AND DESIGN PROFESSIONALS FOR PLANNING PURPOSES ONLY. THIS DRAWING MAY NOT BE USED FOR CONSTRUCTION.
7. ALL INFORMATION CONTAINED HEREIN WAS CURRENT AT THE TIME OF DEVELOPMENT BUT MUST BE REVIEWED AND APPROVED BY THE PRODUCT MANUFACTURER TO BE CONSIDERED ACCURATE.
8. CONTRACTOR'S NOTE: FOR PRODUCT AND COMPANY INFORMATION VISIT www.CADdetails.com/info AND ENTER REFERENCE NUMBER 1137-012.



ADDASET RESIN BOUND DECORATIVE SURFACING

ADDASET DRIVEWAY



ADDASET RESIN BOUND PAVING DEPTH REQUIREMENTS

3MM MIX REQUIRES A MINIMUM DEPTH OF 3/4 INCH

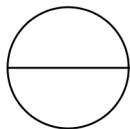
6MM MIX REQUIRES A MINIMUM DEPTH OF 3/4 INCH

10MM MIX REQUIRES A MINIMUM DEPTH OF 1 INCH

*L-SHAPED METAL EDGE MATERIALS ARE RECOMMENDED ON BOTH
SIDES OF ALL SUB BASE CONCRETE JOINTS AND SAW CUTS

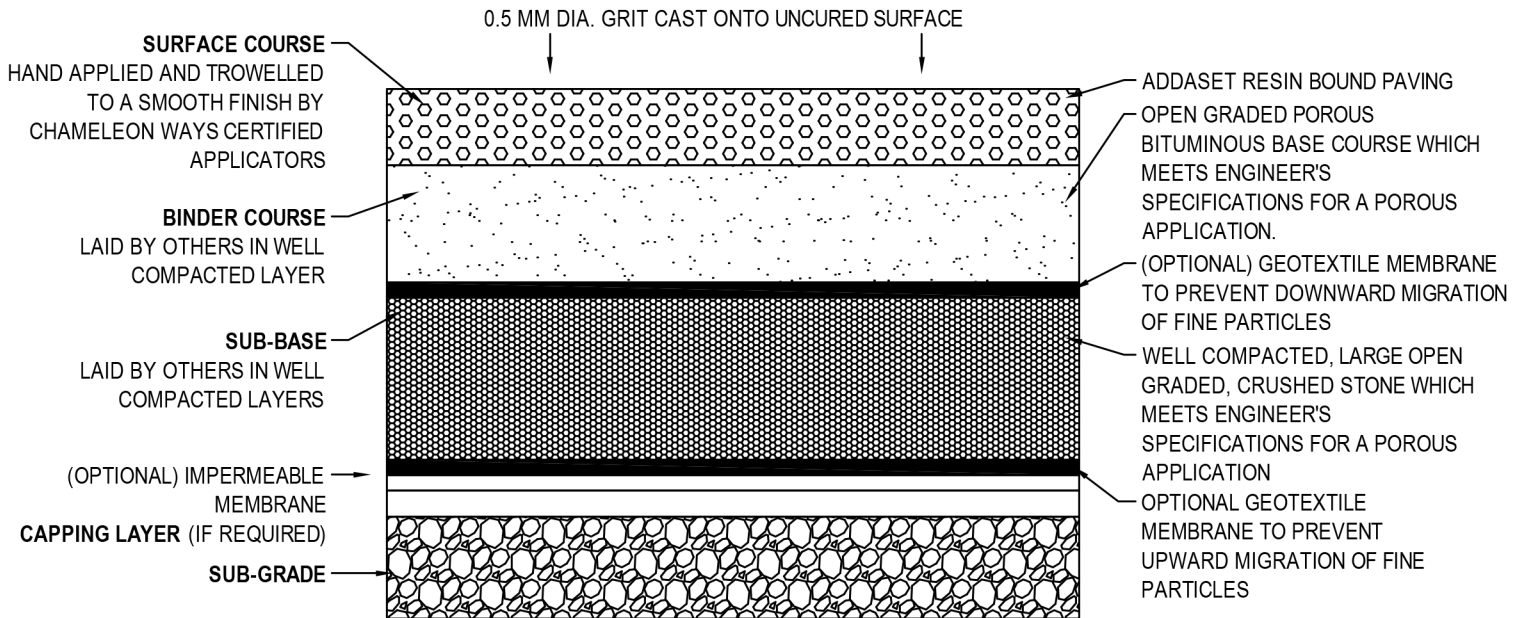
NOTES:

1. A SUITABLE STEEL, WOOD, BRICK, STONE OR ALUMINUM EDGING SHOULD BE PROVIDED TO ENSURE A NEAT EDGE DETAIL.
2. ANY ADVICE, RECOMMENDATION OR INFORMATION GIVEN BY CHAMELEON WAYS, INC IS BASED ON PRACTICAL EXPERIENCE AND IS BELIEVED TO BE ACCURATE AT THE TIME OF PUBLICATION, NO LIABILITY OR RESPONSIBILITY OF ANY KIND (INCLUDING LIABILITY FOR NEGLIGENCE) IS ACCEPTED IN THIS RESPECT BY THE COMPANY, ITS EMPLOYEES, OR APPLICATORS.
3. IT IS RECOMMENDED THAT A CERTIFIED PROFESSIONAL ENGINEER DESIGN AND DEVELOP THE PROPER BASE STRUCTURE REQUIREMENTS TO SUPPORT THE EXPECTED LOADS AND TAKING INTO ACCOUNT THE CLIMATE AND SITE SPECIFIC CONDITIONS WHICH MAY EXIST.
4. INSTALLATION TO BE COMPLETED IN ACCORDANCE WITH MANUFACTURER'S SPECIFICATIONS.
5. DO NOT SCALE DRAWING.
6. THIS DRAWING IS INTENDED FOR USE BY ARCHITECTS, ENGINEERS, CONTRACTORS, CONSULTANTS AND DESIGN PROFESSIONALS FOR PLANNING PURPOSES ONLY. THIS DRAWING MAY NOT BE USED FOR CONSTRUCTION.
7. ALL INFORMATION CONTAINED HEREIN WAS CURRENT AT THE TIME OF DEVELOPMENT BUT MUST BE REVIEWED AND APPROVED BY THE PRODUCT MANUFACTURER TO BE CONSIDERED ACCURATE.
8. CONTRACTOR'S NOTE: FOR PRODUCT AND COMPANY INFORMATION VISIT www.CADdetails.com/info AND ENTER REFERENCE NUMBER 1137-011.



ADDASET RESIN BOUND DECORATIVE SURFACING

ADDASET PEDESTRIAN OR VEHICULAR OVER CONCRETE

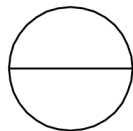


ADDASET RESIN BOUND PAVING DEPTH REQUIREMENTS

- 3 MM MIX REQUIRES A MINIMUM DEPTH OF 3/4 INCH
- 6 MM MIX REQUIRES A MINIMUM DEPTH OF 3/4 INCH
- 10 MM MIX REQUIRES A MINIMUM DEPTH OF 1 INCH

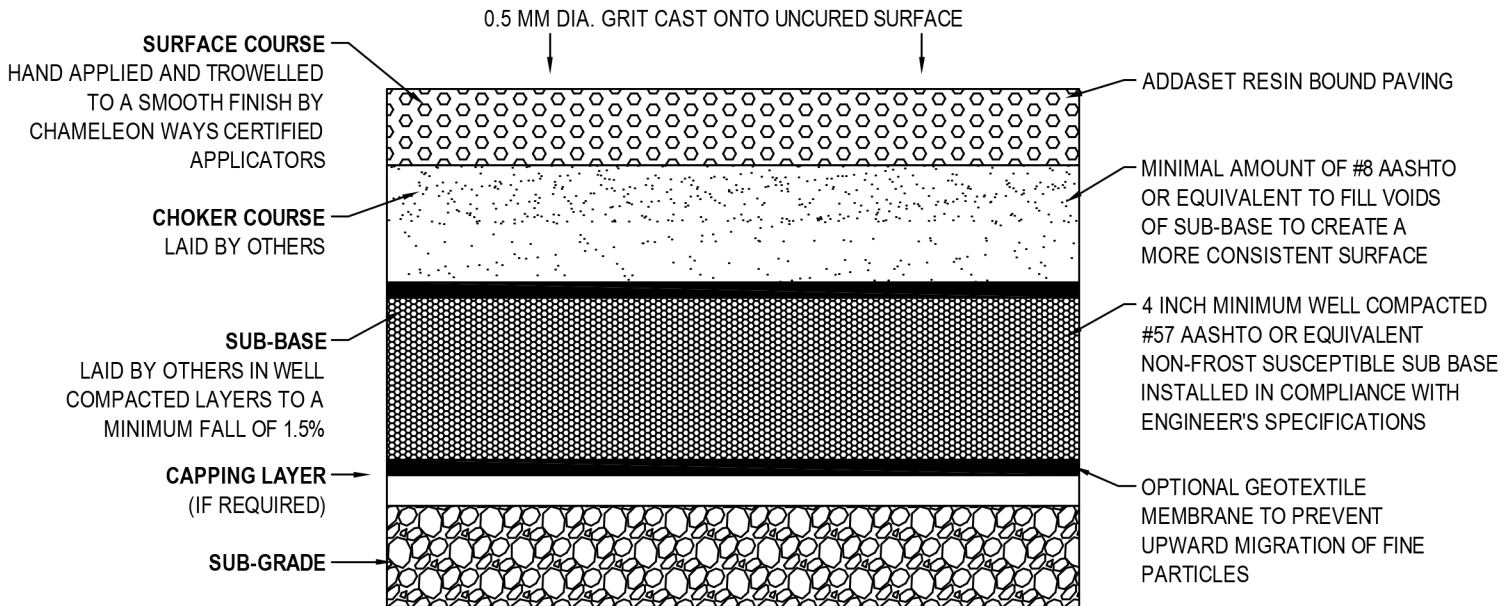
NOTES:

1. A SUITABLE STEEL, WOOD, BRICK, STONE OR ALUMINUM EDGING SHOULD BE PROVIDED TO ENSURE A NEAT EDGE DETAIL.
2. ANY ADVICE, RECOMMENDATION OR INFORMATION GIVEN BY CHAMELEON WAYS, INC IS BASED ON PRACTICAL EXPERIENCE AND IS BELIEVED TO BE ACCURATE AT THE TIME OF PUBLICATION, NO LIABILITY OR RESPONSIBILITY OF ANY KIND (INCLUDING LIABILITY FOR NEGLIGENCE) IS ACCEPTED IN THIS RESPECT BY THE COMPANY, ITS EMPLOYEES, OR APPLICATORS.
3. IT IS RECOMMENDED THAT A CERTIFIED PROFESSIONAL ENGINEER DESIGN AND DEVELOP THE PROPER BASE STRUCTURE REQUIREMENTS TO SUPPORT THE EXPECTED LOADS AND TAKING INTO ACCOUNT THE CLIMATE AND SITE SPECIFIC CONDITIONS WHICH MAY EXIST.
4. INSTALLATION TO BE COMPLETED IN ACCORDANCE WITH MANUFACTURER'S SPECIFICATIONS.
5. DO NOT SCALE DRAWING.
6. THIS DRAWING IS INTENDED FOR USE BY ARCHITECTS, ENGINEERS, CONTRACTORS, CONSULTANTS AND DESIGN PROFESSIONALS FOR PLANNING PURPOSES ONLY. THIS DRAWING MAY NOT BE USED FOR CONSTRUCTION.
7. ALL INFORMATION CONTAINED HEREIN WAS CURRENT AT THE TIME OF DEVELOPMENT BUT MUST BE REVIEWED AND APPROVED BY THE PRODUCT MANUFACTURER TO BE CONSIDERED ACCURATE.
8. CONTRACTOR'S NOTE: FOR PRODUCT AND COMPANY INFORMATION VISIT www.CADdetails.com/info AND ENTER REFERENCE NUMBER 1137-015.



ADDASET RESIN BOUND DECORATIVE SURFACING

ADDASET PERMEABLE DRIVEWAY/PATHWAY

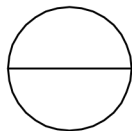


ADDASET RESIN BOUND PAVING DEPTH REQUIREMENTS

3MM MIX REQUIRES A MINIMUM DEPTH OF 1 1/4 INCH
6MM MIX REQUIRES A MINIMUM DEPTH OF 1 1/4 INCH
10MM MIX REQUIRES A MINIMUM DEPTH OF 1 1/4 INCH

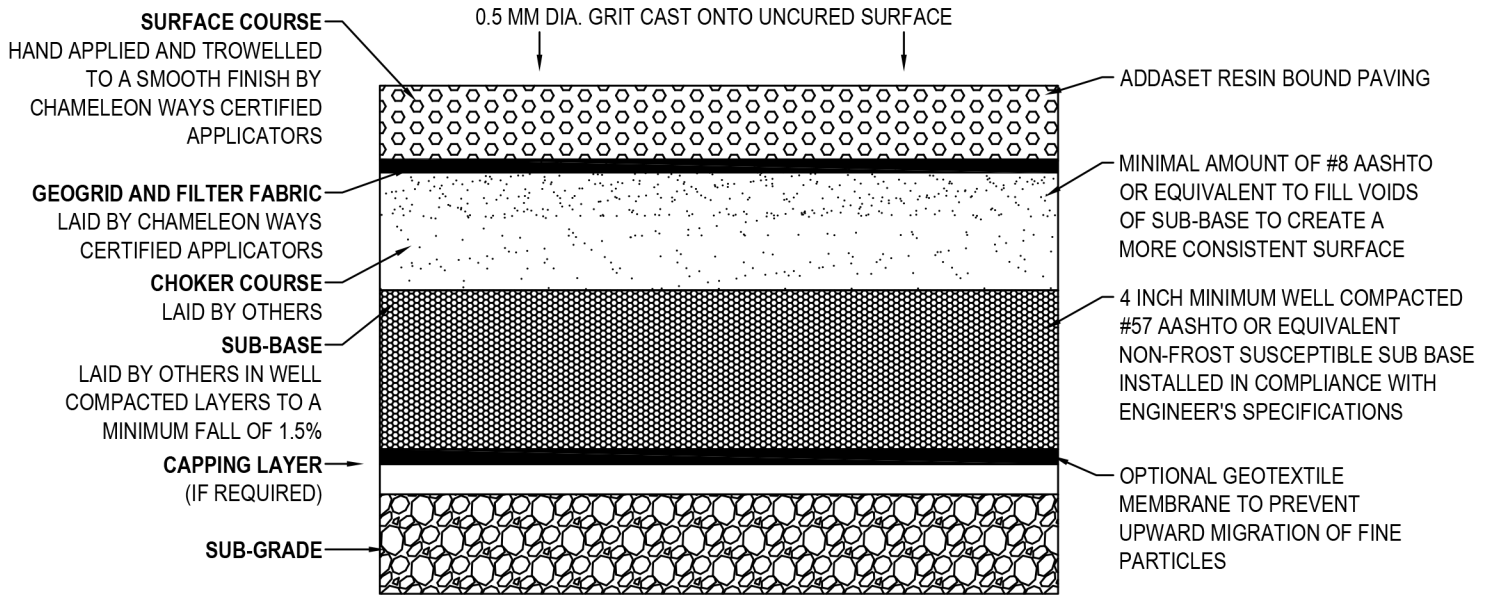
NOTES:

1. A SUITABLE STEEL, WOOD, BRICK, STONE OR ALUMINUM EDGING SHOULD BE PROVIDED TO ENSURE A NEAT EDGE DETAIL.
2. ANY ADVICE, RECOMMENDATION OR INFORMATION GIVEN BY CHAMELEON WAYS, INC IS BASED ON PRACTICAL EXPERIENCE AND IS BELIEVED TO BE ACCURATE AT THE TIME OF PUBLICATION, NO LIABILITY OR RESPONSIBILITY OF ANY KIND (INCLUDING LIABILITY FOR NEGLIGENCE) IS ACCEPTED IN THIS RESPECT BY THE COMPANY, ITS EMPLOYEES, OR APPLICATORS.
3. IT IS RECOMMENDED THAT A CERTIFIED PROFESSIONAL ENGINEER DESIGN AND DEVELOP THE PROPER BASE STRUCTURE REQUIREMENTS TO SUPPORT THE EXPECTED LOADS AND TAKING INTO ACCOUNT THE CLIMATE AND SITE SPECIFIC CONDITIONS WHICH MAY EXIST.
4. INSTALLATION TO BE COMPLETED IN ACCORDANCE WITH MANUFACTURER'S SPECIFICATIONS.
5. DO NOT SCALE DRAWING.
6. THIS DRAWING IS INTENDED FOR USE BY ARCHITECTS, ENGINEERS, CONTRACTORS, CONSULTANTS AND DESIGN PROFESSIONALS FOR PLANNING PURPOSES ONLY. THIS DRAWING MAY NOT BE USED FOR CONSTRUCTION.
7. ALL INFORMATION CONTAINED HEREIN WAS CURRENT AT THE TIME OF DEVELOPMENT BUT MUST BE REVIEWED AND APPROVED BY THE PRODUCT MANUFACTURER TO BE CONSIDERED ACCURATE.
8. CONTRACTOR'S NOTE: FOR PRODUCT AND COMPANY INFORMATION VISIT www.CADdetails.com/info AND ENTER REFERENCE NUMBER 1137-017.



ADDASET RESIN BOUND DECORATIVE SURFACING

ADDASET PEDESTRIAN TRAFFIC ONLY

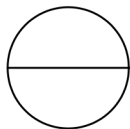


ADDASET RESIN BOUND PAVING DEPTH REQUIREMENTS

3MM MIX REQUIRES A MINIMUM DEPTH OF 1 1/4 INCH
6MM MIX REQUIRES A MINIMUM DEPTH OF 1 1/4 INCH
10MM MIX REQUIRES A MINIMUM DEPTH OF 1 1/4 INCH
GEOGRID AND FILTER FABRIC ADD DEPTH OF 1/4 INCH

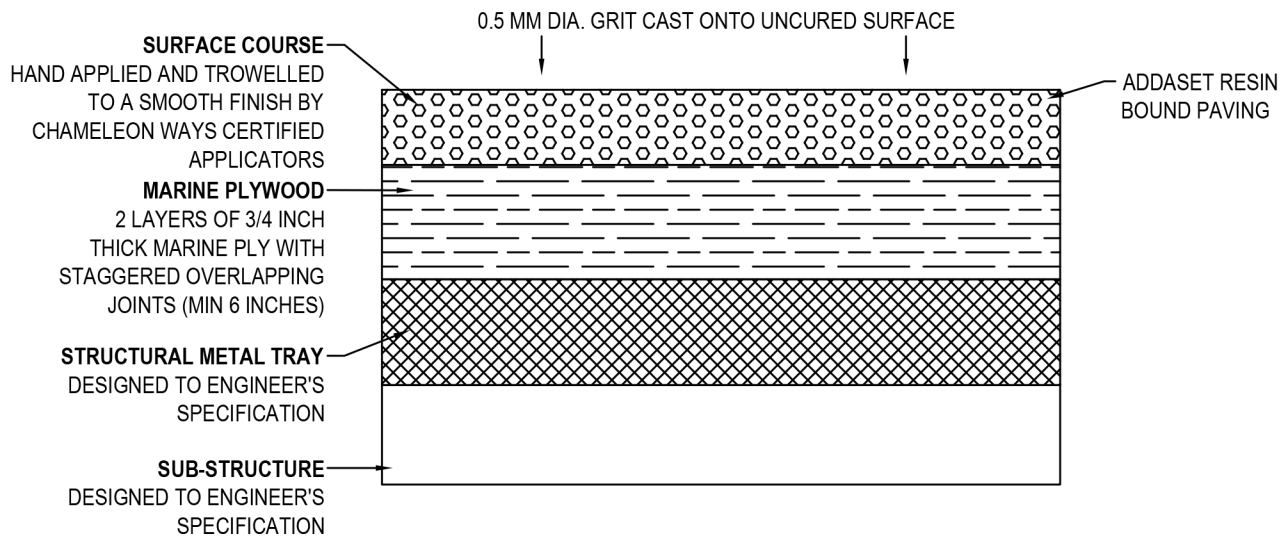
NOTES:

1. A SUITABLE STEEL, WOOD, BRICK, STONE OR ALUMINUM EDGING SHOULD BE PROVIDED TO ENSURE A NEAT EDGE DETAIL.
2. ANY ADVICE, RECOMMENDATION OR INFORMATION GIVEN BY CHAMELEON WAYS, INC IS BASED ON PRACTICAL EXPERIENCE AND IS BELIEVED TO BE ACCURATE AT THE TIME OF PUBLICATION, NO LIABILITY OR RESPONSIBILITY OF ANY KIND (INCLUDING LIABILITY FOR NEGLIGENCE) IS ACCEPTED IN THIS RESPECT BY THE COMPANY, ITS EMPLOYEES, OR APPLICATORS.
3. IT IS RECOMMENDED THAT A CERTIFIED PROFESSIONAL ENGINEER DESIGN AND DEVELOP THE PROPER BASE STRUCTURE REQUIREMENTS TO SUPPORT THE EXPECTED LOADS AND TAKING INTO ACCOUNT THE CLIMATE AND SITE SPECIFIC CONDITIONS WHICH MAY EXIST.
4. INSTALLATION TO BE COMPLETED IN ACCORDANCE WITH MANUFACTURER'S SPECIFICATIONS.
5. DO NOT SCALE DRAWING.
6. THIS DRAWING IS INTENDED FOR USE BY ARCHITECTS, ENGINEERS, CONTRACTORS, CONSULTANTS AND DESIGN PROFESSIONALS FOR PLANNING PURPOSES ONLY. THIS DRAWING MAY NOT BE USED FOR CONSTRUCTION.
7. ALL INFORMATION CONTAINED HEREIN WAS CURRENT AT THE TIME OF DEVELOPMENT BUT MUST BE REVIEWED AND APPROVED BY THE PRODUCT MANUFACTURER TO BE CONSIDERED ACCURATE.
8. CONTRACTOR'S NOTE: FOR PRODUCT AND COMPANY INFORMATION VISIT www.CADdetails.com/info AND ENTER REFERENCE NUMBER 1137-029.



ADDASET RESIN BOUND DECORATIVE SURFACING

ADDASET PEDESTRIAN AND VEHICULAR TRAFFIC

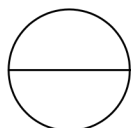


ADDASET RESIN BOUND PAVING DEPTH REQUIREMENTS

3MM MIX REQUIRES A MINIMUM DEPTH OF 3/4 INCH
6MM MIX REQUIRES A MINIMUM DEPTH OF 3/4 INCH
10MM MIX REQUIRES A MINIMUM DEPTH OF 1 INCH

NOTES:

1. A SUITABLE STEEL, WOOD, BRICK, STONE OR ALUMINUM EDGING SHOULD BE PROVIDED TO ENSURE A NEAT EDGE DETAIL.
2. ANY ADVICE, RECOMMENDATION OR INFORMATION GIVEN BY CHAMELEON WAYS, INC IS BASED ON PRACTICAL EXPERIENCE AND IS BELIEVED TO BE ACCURATE AT THE TIME OF PUBLICATION, NO LIABILITY OR RESPONSIBILITY OF ANY KIND (INCLUDING LIABILITY FOR NEGLIGENCE) IS ACCEPTED IN THIS RESPECT BY THE COMPANY, ITS EMPLOYEES, OR APPLICATORS.
3. IT IS RECOMMENDED THAT A CERTIFIED PROFESSIONAL ENGINEER DESIGN AND DEVELOP THE PROPER BASE STRUCTURE REQUIREMENTS TO SUPPORT THE EXPECTED LOADS AND TAKING INTO ACCOUNT THE CLIMATE AND SITE SPECIFIC CONDITIONS WHICH MAY EXIST.
4. INSTALLATION TO BE COMPLETED IN ACCORDANCE WITH MANUFACTURER'S SPECIFICATIONS.
5. DO NOT SCALE DRAWING.
6. THIS DRAWING IS INTENDED FOR USE BY ARCHITECTS, ENGINEERS, CONTRACTORS, CONSULTANTS AND DESIGN PROFESSIONALS FOR PLANNING PURPOSES ONLY. THIS DRAWING MAY NOT BE USED FOR CONSTRUCTION.
7. ALL INFORMATION CONTAINED HEREIN WAS CURRENT AT THE TIME OF DEVELOPMENT BUT MUST BE REVIEWED AND APPROVED BY THE PRODUCT MANUFACTURER TO BE CONSIDERED ACCURATE.
8. CONTRACTOR'S NOTE: FOR PRODUCT AND COMPANY INFORMATION VISIT www.CADdetails.com/info AND ENTER REFERENCE NUMBER 1137-018.



ADDASET RESIN BOUND DECORATIVE SURFACING

ADDASET WOOD